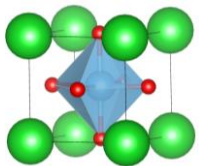
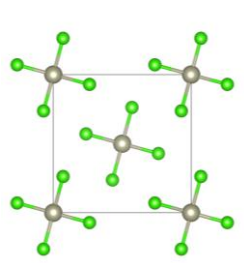


Crystal-Structure Tools

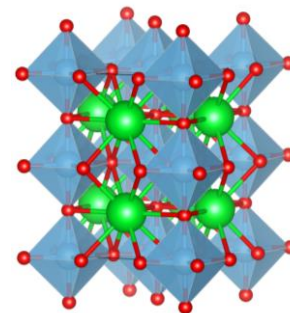
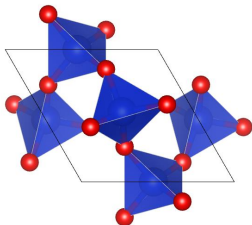
Crystallography Online: Workshop on the use and applications of the structural and magnetic tools of the Bilbao Crystallographic Server



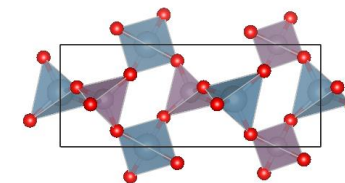
COMPSTRU



SETSTRU

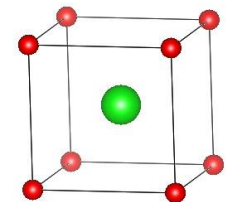
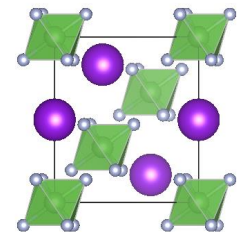


SUBGROUPS



TRANSTRU

EQUIVSTRU



Crystal-Structure Tools

Crystal-structure descriptions

Day 4

Comparison between different structure descriptions

Crystal-structure relationships

Possible symmetries of a distorted structure

Structural pseudosymmetry

Day 5

www.cryst.ehu.es



bilbao crystallographic server



**Crystallography Online:
Workshop on the use of
the structural and
magnetic tools of the
Bilbao Crystallographic
Server**

27 June - 1 July 2022, Leioa (Spain)

**Forthcoming schools and
workshops**

News:

- **Space-group symmetry**
05/2022: The monoclinic and tetragonal ITA-settings database has been completed.
- **New Article**
04/2022: Regnault *et al.* "Catalogue of flat-band stoichiometric materials". Nature (2022) **603**, 824-828
- **New version of B-IncStrDB**
02/2022: New version of the data-base of incommensurate structures.
- **New upload option in MAGNDATA**
10/2021: New feature that permits anyone to submit to this database any published magnetic structure not yet included in the collection.

Contact us

About us

Publications

How to cite the server

Space-group symmetry

Magnetic Symmetry and Applications

Group-Subgroup Relations of Space Groups

Representations and Applications

Solid State Theory Applications

Structure Utilities

Topological Quantum Chemistry

Subperiodic Groups: Layer, Rod and Frieze Groups

Structure Databases

Raman and Hyper-Raman scattering

Point-group symmetry

Plane-group symmetry

Double point and space groups



Structure Utilities

CELLTRAN	Transform Unit Cells
STRAIN	Strain Tensor Calculation
WPASSIGN	Assignment of Wyckoff Positions
TRANSTRU	Transform structures.
SETSTRU	Alternative Settings for a given Crystal Structure
EQUIVSTRU	Equivalent Descriptions for a given Crystal Structure
STRCONVERT	Convert & Edit Structure Data (supports the CIF, mCIF, VESTA, VASP formats -- with magnetic information where available)
VISUALIZE	Visualize structures using Jmol
COMPSTRU	Comparison of Crystal Structures with the same Symmetry
STRUCTURE RELATIONS	Evaluation of structure relationships [transformation matrix] between group-subgroup related phases
PSEUDOLATTICE	Pseudosymmetry of a lattice and compatible supergroups

(2022) 603, 824-828

- **New version of B-IncStrDB**
02/2022: New version of the data-base of incommensurate structures.
- **New upload option in MAGNDATA**
10/2021: New feature that permits anyone to submit to this database any published magnetic structure not yet included in the collection.

Raman and Hyper-Raman scattering

Point-group symmetry

Plane-group symmetry

Double point and space groups

Crystal-Structure Tools

You can access to the material of this session:

http://www.cryst.ehu.es/resources/bcs_workshop2022/

You need to download:

- CrystalStructureTools.txt



CRYSTAL STRUCTURE DESCRIPTIONS

Crystal structure description

- What type of information is necessary to describe a crystal structure?
 - Space Group
 - Lattice parameters
 - The number of independent atoms in the asymmetric unit
 - The atom type and the coordinates

```
141
6.6164 6.6164 6.0150 90 90 90
3
Zr 1 4a 0.000 0.750 0.125
Si 1 4b 0.000 0.750 0.625
O 1 16h 0.000 0.067 0.198
```

BCS format

Standard setting

- The majority of the programs in the BCS only accepts, as input data, structures described in a standard/default setting of the space group:
 - *Unique axis b* and *cell choice 1* for monoclinic space groups
 - *Hexagonal axes* for rhombohedral space groups
 - *Origin choice 2* (origin at $\bar{1}$) for centrosymmetric space groups listed with two origin choices


What can I do if my structures are described in a non-standard setting?

Example – Structure transformation

Transform the crystal structure of manganese trifluoride MnF_3 , described in the space group $I12/a1$ (No. 15), to its standard setting $C12/c1$ taking into account that the transformation matrix is $(P, p) = -a - c, b, a; 0,0,0$

Initial Setting: $I12/a$ (No. 15)

15					
5.5017	5.0270	7.2619	90	92.814	90
3					
Mn	1	4d	0.250000	0.250000	0.250000
F	1	8f	0.072200	-0.038000	0.305700
F	2	4e	0.250000	0.136000	0.000000

(P, p)

 $-a - c, b, a$

Final Setting: $C12/c1$ (No. 15)

- 1) Transform the unit cell parameters
- 2) Transform of the atomic coordinates

Example – Structure transformation

1) Transform the unit cell parameters

Calculate the metric tensor \mathbf{G}

Initial Setting: $I12/a$ (No. 15)

a	b	c	α	β	γ
5.5017	5.0270	7.2619	90	92.814	90

$$\mathbf{G} = \begin{pmatrix} a^2 & ab \cos \gamma & ac \cos \beta \\ ab \cos \gamma & b^2 & bc \cos \alpha \\ ac \cos \beta & bc \cos \alpha & c^2 \end{pmatrix} \Rightarrow \mathbf{G} = \begin{pmatrix} 30.268703 & 0 & -1.961435 \\ 0 & 25.270726 & 0 \\ -1.961435 & 0 & 52.735192 \end{pmatrix}$$

Example – Structure transformation

1) Transform the unit cell parameters

Initial Setting: $I12/a$ (No. 15)

a	b	c	α	β	γ
5.5017	5.0270	7.2619	90	92.814	90

$$\mathbf{P} = \begin{pmatrix} 1 & 0 & 1 \\ 0 & 1 & 0 \\ \bar{1} & 0 & 0 \end{pmatrix}$$

$$\mathbf{G}' = \mathbf{P}^T \cdot \mathbf{G} \cdot \mathbf{P} = \begin{pmatrix} 1 & 0 & \bar{1} \\ 0 & 1 & 0 \\ 1 & 0 & 0 \end{pmatrix} \begin{pmatrix} 30.268703 & 0 & -1.961435 \\ 0 & 25.270726 & 0 \\ -1.961435 & 0 & 52.735192 \end{pmatrix} \begin{pmatrix} 1 & 0 & 1 \\ 0 & 1 & 0 \\ \bar{1} & 0 & 0 \end{pmatrix}$$

$$\mathbf{G}' = \begin{pmatrix} 79.081024 & 0 & -28.307267 \\ 0 & 25.270726 & 0 \\ -28.307267 & 0 & 30.268703 \end{pmatrix}$$

Final Setting: $C12/c1$ (No. 15)

a	b	c	α	β	γ
8.8928	5.0270	5.5017	90	125.35	90

Example – Structure transformation

2) Transform of the atomic coordinates $\mathbf{x}' = \mathbf{P}^{-1}\mathbf{x}$

Mn	1	4d	0.250000	0.250000	0.250000
F	1	8f	0.072200	-0.038000	0.305700
F	2	4e	0.250000	0.136000	0.000000

$$\mathbf{P} = \begin{pmatrix} 1 & 0 & 1 \\ 0 & 1 & 0 \\ \bar{1} & 0 & 0 \end{pmatrix} \Rightarrow \mathbf{P}^{-1} = \begin{pmatrix} 0 & 0 & \bar{1} \\ 0 & 1 & 0 \\ 1 & 0 & \bar{1} \end{pmatrix}$$

$$\text{Mn} \quad \mathbf{x}' = \begin{pmatrix} 0 & 0 & \bar{1} \\ 0 & 1 & 0 \\ 1 & 0 & \bar{1} \end{pmatrix} \begin{pmatrix} 0.25 \\ 0.25 \\ 0.25 \end{pmatrix} = \begin{pmatrix} -0.25 \\ 0.25 \\ 0 \end{pmatrix}$$

$$\text{F1} \quad \mathbf{x}' = \begin{pmatrix} 0 & 0 & \bar{1} \\ 0 & 1 & 0 \\ 1 & 0 & \bar{1} \end{pmatrix} \begin{pmatrix} 0.0722 \\ -0.038 \\ 0.3057 \end{pmatrix} = \begin{pmatrix} -0.3057 \\ -0.038 \\ -0.2335 \end{pmatrix}$$

$$\text{F2} \quad \mathbf{x}' = \begin{pmatrix} 0 & 0 & \bar{1} \\ 0 & 1 & 0 \\ 1 & 0 & \bar{1} \end{pmatrix} \begin{pmatrix} 0.25 \\ 0.136 \\ 0 \end{pmatrix} = \begin{pmatrix} 0 \\ 0.136 \\ 0.25 \end{pmatrix}$$

Final Setting: *C*12/*c*1 (No. 15)

Mn	1		-0.250000	0.250000	0.000000
F	1		-0.305700	0.038000	-0.233500
F	2		0.000000	0.136000	0.250000

WP?

Example – Structure transformation

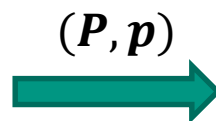
Wyckoff Positions of Group C2/c (No. 15) [unique axis b]

Multiplicity	Wyckoff letter	Site symmetry	Coordinates
			(0,0,0) + (1/2,1/2,0) +
8	f	1	(x,y,z) (-x,y,-z+1/2) (-x,-y,-z) (x,-y,z+1/2)
4	e	2	(0,y,1/4) (0,-y,3/4)
4	d	-1	(1/4,1/4,1/2) (3/4,1/4,0)
4	c	-1	(1/4,1/4,0) (3/4,1/4,1/2)
4	b	-1	(0,1/2,0) (0,1/2,1/2)
4	a	-1	(0,0,0) (0,0,1/2)

Mn	1	4d	-0.250000	0.250000	0.000000
F	1	8f	-0.305700	0.038000	-0.233500
F	2	4e	0.000000	0.136000	0.250000

Initial Setting: *I*12/*a* (No. 15)

15
 5.5017 5.0270 7.2619 90 92.814 90
 3
 Mn 1 4d 0.250000 0.250000 0.250000
 F 1 8f 0.072200 -0.038000 0.305700
 F 2 4e 0.250000 0.136000 0.000000



Final Setting: *C*12/*c*1 (No. 15)

15
 8.8928 5.0270 5.5017 90 125.35 90
 3
 Mn 1 4d -0.250000 0.250000 0.000000
 F 1 8f -0.305700 0.038000 -0.233500
 F 2 4e 0.000000 0.136000 0.250000

ITA setting structure description

SETSTRU <https://www.cryst.ehu.es/cryst/setstru.html>

Transform a structure to an alternative setting

Transform to an alternative setting

The program SETSTRU performs the transformations between crystal-structure descriptions referred to the so-called *ITA setting* of space groups.

The first step consists in the input of the structure data. The data can be given using the form or it can be loaded from a CIF file. The necessary data for the structure consists in the number of its space group in the *International Tables for Crystallography*, Vol A, the lattice parameters (in Å and degrees), the number of the atoms in the asymmetric unit and the corresponding atomic positions.

Next, it is necessary to specify the initial and final settings of the structure descriptions among the listed ITA-settings of the structure's space group (e.g. to convert from **rhombohedral** to the **standard hexagonal** settings).

A detailed description of the structure with respect to the final setting of the space group is shown in the output.

Structure Data
[in CIF format]

Browse... No file selected.

HINT: [The option for a given filename is preferential]

CIF file

```
15
5.5017 5.0270 7.2619 90 92.814 90
3
Mn      1      4d      0.250000      0.250000      0.250000
F       1      8f      0.072200     -0.038000      0.305700
F       2      4e      0.250000      0.136000      0.000000
```

Structure

BCS format

Transform Structure

To transform a structure described in a *ITA*-setting into another *ITA*-setting

ITA setting structure description

Choose the initial and final space groups symbols

The standard setting (default) of the space group 15 is $C12/c1$ [cell choice 1]

Initial	Final	Setting	P	P ⁻¹
<input type="radio"/>	<input checked="" type="radio"/>	$C12/c1$ [cell choice 1]	a,b,c	a,b,c
<input type="radio"/>	<input type="radio"/>	$A12/a1$ [cell choice 1]	c,-b,a	c,-b,a
<input type="radio"/>	<input type="radio"/>	$A12/n1$ [cell choice 2]	-a-c,b,a	c,b,-a-c
<input type="radio"/>	<input type="radio"/>	$C12/n1$ [cell choice 2]	a,-b,-a-c	a,-b,-a-c
<input checked="" type="radio"/>	<input type="radio"/>	$I12/a1$ [cell choice 3]	c,b,-a-c	-a-c,b,a
<input type="radio"/>	<input type="radio"/>	$I12/c1$ [cell choice 3]	-a-c,-b,c	-a-c,-b,c
<input type="radio"/>	<input type="radio"/>	$A112/a$ [cell choice 1]	c,a,b	b,c,a
<input type="radio"/>	<input type="radio"/>	$B112/b$ [cell choice 1]	a,c,-b	a,-c,b
<input type="radio"/>	<input type="radio"/>	$B112/n$ [cell choice 2]	a,-a-c,b	a,c,-a-b
<input type="radio"/>	<input type="radio"/>	$A112/n$ [cell choice 2]	-a-c,a,-b	b,-c,-a-b
<input type="radio"/>	<input type="radio"/>	$I112/b$ [cell choice 3]	-a-c,c,b	-a-b,c,b
<input type="radio"/>	<input type="radio"/>	$I112/a$ [cell choice 3]	c,-a-c,-b	-a-b,-c,a
<input type="radio"/>	<input type="radio"/>	$B2/b11$ [cell choice 1]	b,c,a	c,a,b
<input type="radio"/>	<input type="radio"/>	$C2/c11$ [cell choice 1]	-b,a,c	b,-a,c
<input type="radio"/>	<input type="radio"/>	$C2/n11$ [cell choice 2]	b,a,-a-c	b,a,-b-c
<input type="radio"/>	<input type="radio"/>	$B2/n11$ [cell choice 2]	-b,-a-c,a	c,-a,-b-c
<input type="radio"/>	<input type="radio"/>	$I2/c11$ [cell choice 3]	b,-a-c,c	-b-c,a,c
<input type="radio"/>	<input type="radio"/>	$I2/b11$ [cell choice 3]	-b,c,-a-c	-b-c,-a,b

Initial Setting: $I12/a$ (No. 15)

```

15
5.5017 5.0270 7.2619 90 92.814 90
3
Mn 1 4d 0.250000 0.250000 0.250000
F 1 8f 0.072200 -0.038000 0.305700
F 2 4e 0.250000 0.136000 0.000000
    
```



Final Setting: $C12/c1$ (No. 15)

ITA setting structure description

Transformation to standard setting of space group 15

Initial structure

Initial Setting: *I*12/*a*1 [cell choice 3] (No. 15)

```
15
5.5017 5.0270 7.2619 90 92.814 90
3
Mn 1 - 0.250000 0.250000 0.250000
F 1 - 0.072200 -0.038000 0.305700
F 2 - 0.250000 0.136000 0.000000
```

Final structure

Final Setting: *C*12/*c*1 [cell choice 1] (No. 15)

```
15
8.8928 5.0270 5.5017 90.00 125.35 90.00
3
Mn 1 4d -0.250000 0.250000 0.000000
F 1 8f -0.305700 -0.038000 -0.233500
F 2 4e 0.000000 0.136000 0.250000
```

CIF File

Transformation matrix (P, p): **-a-c,b,a; 0,0,0**

Matrix form:

$$(P, p) = \begin{bmatrix} -1 & 0 & 1 \\ 0 & 1 & 0 \\ -1 & 0 & 0 \end{bmatrix} \begin{bmatrix} 0 \\ 0 \\ 0 \end{bmatrix}$$

Atoms Data:

The data shown in this table corresponds to the final setting which corresponds to the standard setting

AT.	WP	SS	Representative	Atomic orbit
Mn1	4d (1/4,1/4,1/2)	-1	(0.750000,0.250000,0.000000)	(0.750000,0.250000,0.000000) (0.250000,0.250000,0.500000) (0.250000,0.750000,0.000000) (0.750000,0.750000,0.500000)
F1	8f (x,y,z)	1	(0.694300,0.962000,0.766500)	(0.694300,0.962000,0.766500) (0.305700,0.962000,0.733500) (0.305700,0.038000,0.233500) (0.694300,0.038000,0.266500) (0.194300,0.462000,0.766500) (0.805700,0.462000,0.733500) (0.805700,0.538000,0.233500) (0.194300,0.538000,0.266500)
F2	4e (0,y,1/4)	2	(0.000000,0.136000,0.250000)	(0.000000,0.136000,0.250000) (0.000000,0.864000,0.750000) (0.500000,0.636000,0.250000) (0.500000,0.364000,0.750000)

This data is only calculated by the program if the final setting corresponds to the standard

Exercise 1

- Scheelite (CaWO_4) is a mineral that crystallizes in the space group $I4_1/a$ (No. 88). In the *Inorganic Crystal Structure Database* the following two descriptions of CaWO_4 can be found:

(a) Origin choice 1

ICSD: 15869

88

5.243 5.243 11.376 90 90 90

3

Ca 1 4b 0.0000 0.0000 0.5000

W 1 4a 0.0000 0.0000 0.0000

O 1 16f 0.2413 0.1511 0.0861

(b) Origin choice 2

ICSD: 15586

88

5.243 5.243 11.376 90 90 90

3

Ca 1 4b 0.0000 0.2500 0.6250

W 1 4a 0.0000 0.2500 0.1250

O 1 16f 0.1504 0.0085 0.2111

Compare the two structure descriptions

Hint: In order to compare the different data, the parameters of Structure (a) are to be transformed to 'origin at center 2/m', *i.e.* ORIGIN CHOICE 2

Structure transformation

TRANSTRU <https://www.cryst.ehu.es/cryst/transtru.html>

Transform Structure

Transform Structure

TRANSTRU can transform a structure in two ways:

- To a lower symmetry space group. The transformed structure is given in the low symmetry space group basis, taking care of all possible splittings of the Wyckoff positions.
- With an arbitrary matrix. The structure, including the cell parameters and the atoms in the unit cell, is transformed with an arbitrary matrix introduced by the user.

Only the [default choice](#) for the conventional setting of the space groups is used.

Structure Data

Examinar...

No se ha seleccionado ningún archivo.

[in CIF format]

HINT: [The option for a given filename is preferential]

CIF file

High
Symmetry
Structure

```
# Space Group ITA number
221
# Lattice parameters
5.0 5.0 5.0 90 90 90
# Number of independent atoms in the asymmetric unit
3
# [atom type] [number] [WP] [x] [y] [z]
Ba 1 1a 0.0 0.0 0
Ti 2 1b 0.5 0.5 0.5
O 3 3c 0.5 0.0 0.5
```

BCS format

Transform structure to a subgroup basis

Transform structure with an arbitrary matrix

Show

To transform a structure described in standard setting to a lower symmetry space group or with an arbitrary matrix

Structure transformation – arbitrary matrix

Transform Structure

Transform Structure

TRANSTRU transforms the structure, including the cell parameters and the atoms in the unit cell, with an arbitrary matrix introduced by the user.

Structure


```
221
5.0 5.0 5.0 90 90 90
3
Ba      1      1a      0.000000      0.000000      0.000000
Ti      2      1b      0.500000      0.500000      0.500000
O       3      3c      0.500000      0.000000      0.500000
```

Input structure

Transformation matrix:

Linear part			Origin Shift		
1	0	0	0	0	0
0	1	0	0	0	0
0	0	1	0	0	0

Transformation matrix (P, p)



Exercise 1 (cont.)

- Apply the program TRANSTRU in order to compare the two structure descriptions of CaWO_4 .

(a) Origin choice 1

ICSD: 15869

88

5.243 5.243 11.376 90 90 90

3

Ca 1 $4b$ 0.0000 0.0000 0.5000

W 1 $4a$ 0.0000 0.0000 0.0000

O 1 $16f$ 0.2413 0.1511 0.0861

(b) Origin choice 2

ICSD: 15586

88

5.243 5.243 11.376 90 90 90

3

Ca 1 $4b$ 0.0000 0.2500 0.6250

W 1 $4a$ 0.0000 0.2500 0.1250

O 1 $16f$ 0.1504 0.0085 0.2111

Origin choice 1 \rightarrow **a,b,c**; 0,1/4,1/8

Structure transformation

TRANSTRU <https://www.cryst.ehu.es/cryst/transtru.html>

Transform Structure

TRANSTRU can transform a structure in two ways:

- To a lower symmetry space group. The transformed structure is given in the low symmetry space group basis, taking care of all possible splittings of the Wyckoff positions.
- With an arbitrary matrix. The structure, including the cell parameters and the atoms in the unit cell, is transformed with an arbitrary matrix introduced by the user.

Only the default choice for the conventional setting of the space groups is used.

Transform Structure

Structure Data No se ha seleccionado ningún archivo.
[in CIF format] **HINT:** [The option for a given filename is preferential]

```
# Space Group ITA number
221
# Lattice parameters
5.0 5.0 5.0 90 90 90
# Number of independent atoms in the asymmetric unit
3
# [atom type] [number] [WP] [x] [y] [z]
Ba 1 1a 0.0 0.0 0
Ti 2 1b 0.5 0.5 0.5
O 3 3c 0.5 0.0 0.5
```

High Symmetry Structure

Transform structure to a subgroup basis

Transform structure with an arbitrary matrix

To transform a structure described in standard setting to a lower symmetry space group or with an arbitrary matrix

Structure transformation – lower symmetry

Transform Structure

Transform Structure

TRANSTRU transforms the structure to the low symmetry space group basis, taking care of all possible splittings of the Wyckoff positions.

Structure

```
221
5.0 5.0 5.0 90 90 90
3
Ba 1 1a 0.000000 0.000000 0.000000
Ti 2 1b 0.500000 0.500000 0.500000
O 3 3c 0.500000 0.000000 0.500000
```

Input structure

Low symmetry
Space Group
ITA number

123

Transformation
Matrix:

In matrix form:

Linear part		
<input type="text" value="0"/>	<input type="text" value="0"/>	<input type="text" value="1"/>
<input type="text" value="1"/>	<input type="text" value="0"/>	<input type="text" value="0"/>
<input type="text" value="0"/>	<input type="text" value="1"/>	<input type="text" value="0"/>

Origin Shift

<input type="text" value="0"/>
<input type="text" value="0"/>
<input type="text" value="0"/>

Show

Transformation
matrix (P, p)

Output – TRANSTRU

Transform structure

Transformation matrix: b,c,a

High symmetry structure

```
221
5.0 5.0 5.0 90 90 90
3
Ba 1 1a 0.000000 0.000000 0.000000
Ti 2 1b 0.500000 0.500000 0.500000
O 3 3c 0.500000 0.500000 0.500000
```

[Visualize this structure](#)

[CIF File](#)

[Cartesian Coordinates](#)

Low symmetry structure

```
123
5.000000 5.000000 5.000000 90.000000 90.000000 90.000000
4
Ba 1 1a 0.000000 0.000000 0.000000
Ti 2 1d 0.500000 0.500000 0.500000
O 3 2e 0.000000 0.500000 0.500000
O 3_2 1c 0.500000 0.500000 0.000000
```

[Visualize this structure](#)

[CIF File](#)

[Cartesian Coordinates](#)

Space Group: 123

Lattice Parameters: 5 5 5 90 90 90

AT	#	WP	Coordinates		
Ba	1	1a	0	0	0
Ti	2	1d	1/2	1/2	1/2
O	3	2e	0	1/2	1/2
O	3_2	1c	1/2	1/2	0

[Detailed information](#)

Atoms Data:

AT.	WP	SS	Representative	Atomic orbit
Ba1	1a (0,0,0)	4/mmm	(0.000000,0.000000,0.000000)	(0.000000,0.000000,0.000000)
Ti2	1d (1/2,1/2,1/2)	4/mmm	(0.500000,0.500000,0.500000)	(0.500000,0.500000,0.500000)
O3	2e (0,1/2,1/2)	mmm	(0.000000,0.500000,0.500000)	(0.000000,0.500000,0.500000) (0.500000,0.000000,0.500000)
O3_2	1c (1/2,1/2,0)	4/mmm	(0.500000,0.500000,0.000000)	(0.500000,0.500000,0.000000)

Note: The data shown in this table are correct if the input structure is referred to standard setting.

Exercise 2

- The high-symmetry phase of AlLi crystallizes in the cubic face-centered space group $Fd\bar{3}m$ (No. 227):

227

6.370 6.370 6.370 90.0 90.0 90.0

2

Li 1 8a 0.375 0.375 0.375

Al 2 8b 0.125 0.125 0.125

Derived the structural model of the tetragonal phase $I4_1/amd$ (No. 141) of AlLi applying the following matrix-column pair $(\mathbf{P}, \mathbf{p}) = \frac{1}{2}(\mathbf{a} - \mathbf{b}), \frac{1}{2}(\mathbf{a} + \mathbf{b}), \mathbf{c}; \frac{1}{4}, \frac{1}{4}, 0$

Structure transformation

CIF2Standard

Transform a given structure (in CIF format) to its description in the standard setting

CIF to Standard

CIF to Standard

CIF2Standard transforms a given structure (in CIF format) to its description in the standard setting of its space group. Its original setting is determined by analyzing its symmetry operators listed in the input CIF file.

The **default choice** of the conventional setting of the space groups is used.

This tool uses a combination of the [IDENTIFY GROUP](#), [TRANSTRU](#) and [STRCONVERT](#) tools of the Bilbao Crystallographic Server, but optionally [STRUCTURE TIDY of the PLATON package](#) (after Parthe & Gelato) can also be used by checking the corresponding option in the form.

Structure Data
[in CIF format]

Browse... No file selected.

CIF file

Do the conversion via *STRUCTURE TIDY* implementation of the *PLATON* package

Convert to default/standard setting



Output – CIF2Standard

CIF to Standard Setting

The submitted structure's space group number is identified through the symmetry operators as: #15.

It has been transformed to the standard setting *C2/c* via the transformation matrix: $a+c+1/4, b+1/4, c+1/4$

```
15
8.8588 5.0084 7.2411 90.00 38.29 90.00
3
Mn      1      4a      0.000000      0.000000      0.000000
F       1      8f      0.678050      0.209720     -0.735150
F       2      4e      0.000000     -0.117620     -0.250000
```

Transform structure
(standard setting)

CIF file of the structure in standard setting: [cif2std_13517.cif](#)

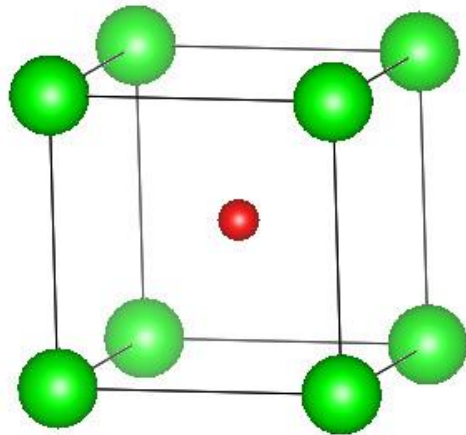
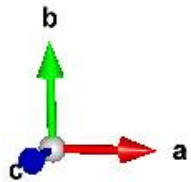
Download CIF file
(standard setting)

COMING
SOON

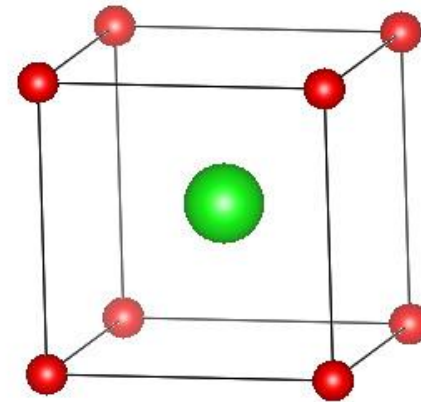
Equivalent crystal structure descriptions

- There are almost always several possible ways to describe the exactly same crystal structure

Space group $Pm\bar{3}m$ (No. 221)



Cs	1a	0	0	0
Cl	1b	0.5	0.5	0.5



Cs	1b	0.5	0.5	0.5
Cl	1a	0	0	0

How many equivalent descriptions of the structure CsCl exist?

Equivalent crystal structure descriptions

- For all space groups, except $Im\bar{3}m$ (No. 229) and $Ia\bar{3}d$ (No. 230), one can choose several different sets of atomic coordinates describing the same structure in the same space-group setting.
- The number of equivalent descriptions can be calculated:

$$[i] = \frac{|N_{\varepsilon}(G)|}{|G|}$$

$N_{\varepsilon}(G)$ represents the Euclidean normalizer of the space group G

- By definition, i cosets result in the coset decomposition of $N_{\varepsilon}(G)$ with respect to G . The cosets generate the different equivalent descriptions of a given structure

Example – CsCl

- CsCl crystallizes in space group $Pm\bar{3}m$ (No. 221)

Euclidean normalizer (general metric) of the Group $Pm\bar{3}m$ (No. 221)

Euclidean normalizer of $Pm\bar{3}m$ (a,b,c): $Im\bar{3}m$ (a,b,c)

Index of $Pm\bar{3}m$ in $Im\bar{3}m$ (a,b,c): 2 with $i_L=2$ and $i_P=1$

Additional generators of $Im\bar{3}m$ (a,b,c) with respect to $Pm\bar{3}m$

$x+1/2, y+1/2, z+1/2$	$\begin{pmatrix} 1 & 0 & 0 & 1/2 \\ 0 & 1 & 0 & 1/2 \\ 0 & 0 & 1 & 1/2 \end{pmatrix}$	$t(1/2, 1/2, 1/2)$
-----------------------	---	--------------------

The cosets representatives of the Euclidean normalizer $Im\bar{3}m$ (a,b,c) with respect to $Pm\bar{3}m$

- As $[i] = 2 \Rightarrow$ there are two possible sets of coordinates
- One set of coordinates is obtained from the other one according to the additional generators of $N_{\mathcal{E}}(G)$

Example – CsCl

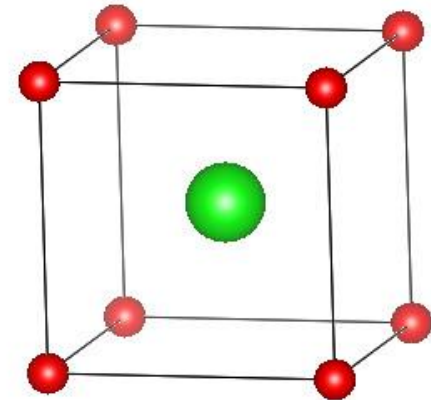
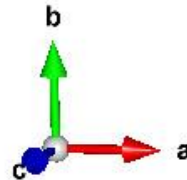
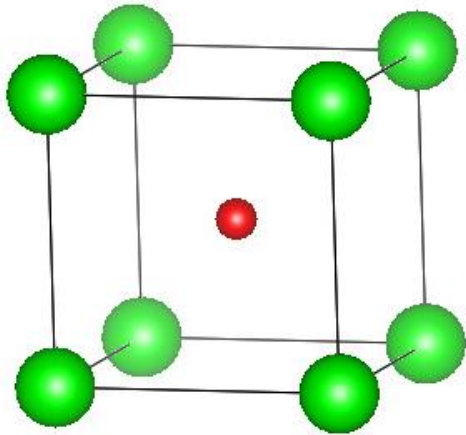
- CsCl crystallizes in space group $Pm\bar{3}m$ (No. 221)

Cs	1a	0	0	0
Cl	1b	0.5	0.5	0.5

$t(1/2,1/2,1/2)$



Cs	1b	0.5	0.5	0.5
Cl	1a	0	0	0



Example – ReNCl₄

- ReNCl₄ crystallizes in space group *I4* (No. 79):

```
#ICSD:419181
79
8.267 8.267 4.051 90. 90. 90.
3
Re 1 2a 0.000000 0.000000 -0.008100
Cl 1 8c -0.070900 0.262700 0.066000
N 1 2a 0.000000 0.000000 0.589000
```

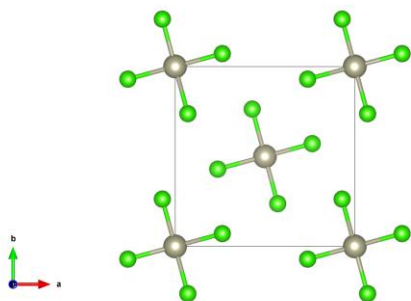
Space group \mathcal{G}		Euclidean normalizer $\mathcal{N}_{\mathcal{E}}(\mathcal{G})$ and chirality-preserving normalizer $\mathcal{N}_{\mathcal{E}^+}(\mathcal{G})$		Additional generators of $\mathcal{N}_{\mathcal{E}}(\mathcal{G})$ and $\mathcal{N}_{\mathcal{E}^+}(\mathcal{G})$			Index of \mathcal{G} in $\mathcal{N}_{\mathcal{E}}(\mathcal{G})$ or $\mathcal{N}_{\mathcal{E}^+}(\mathcal{G})$
No.	Hermann– Mauguin symbol	Symbol	Basis vectors	Translations	Inversion through a centre at	Further generators	
75	<i>P4</i>	<i>P</i> ¹ <i>4/mmm</i>	$\frac{1}{2}(\mathbf{a} - \mathbf{b}), \frac{1}{2}(\mathbf{a} + \mathbf{b}), \varepsilon \mathbf{c}$	$\frac{1}{2}, \frac{1}{2}, 0; 0, 0, t$	0, 0, 0	<i>y, x, z</i>	$(2 \cdot \infty) \cdot 2 \cdot 2$
76	<i>P4</i> ₁	<i>P</i> ¹ <i>422</i> [$\equiv \mathcal{N}_{\mathcal{E}^+}(\mathcal{G})$]	$\frac{1}{2}(\mathbf{a} - \mathbf{b}), \frac{1}{2}(\mathbf{a} + \mathbf{b}), \varepsilon \mathbf{c}$	$\frac{1}{2}, \frac{1}{2}, 0; 0, 0, t$	/	<i>y, x, \bar{z}</i>	$(2 \cdot \infty) \cdot 2$
77	<i>P4</i> ₂	<i>P</i> ¹ <i>4/mmm</i>	$\frac{1}{2}(\mathbf{a} - \mathbf{b}), \frac{1}{2}(\mathbf{a} + \mathbf{b}), \varepsilon \mathbf{c}$	$\frac{1}{2}, \frac{1}{2}, 0; 0, 0, t$	0, 0, 0	<i>y, x, z</i>	$(2 \cdot \infty) \cdot 2 \cdot 2$
78	<i>P4</i> ₃	<i>P</i> ¹ <i>422</i> [$\equiv \mathcal{N}_{\mathcal{E}^+}(\mathcal{G})$]	$\frac{1}{2}(\mathbf{a} - \mathbf{b}), \frac{1}{2}(\mathbf{a} + \mathbf{b}), \varepsilon \mathbf{c}$	$\frac{1}{2}, \frac{1}{2}, 0; 0, 0, t$	/	<i>y, x, \bar{z}</i>	$(2 \cdot \infty) \cdot 2$
79	<i>I4</i>	<i>P</i> ¹ <i>4/mmm</i>	$\frac{1}{2}(\mathbf{a} - \mathbf{b}), \frac{1}{2}(\mathbf{a} + \mathbf{b}), \varepsilon \mathbf{c}$	0, 0, <i>t</i>	0, 0, 0	<i>y, x, z</i>	$\infty \cdot 2 \cdot 2$
		$\mathcal{N}_{\mathcal{E}^+}(\mathcal{G}): P^1422$	$\frac{1}{2}(\mathbf{a} - \mathbf{b}), \frac{1}{2}(\mathbf{a} + \mathbf{b}), \varepsilon \mathbf{c}$	0, 0, <i>t</i>	/	<i>y, x, \bar{z}</i>	$\infty \cdot 2$

The index of *I4* in *P*¹*4/mmm* is $\infty \cdot 2 \cdot 2 \Rightarrow$ there are infinitely many possibilities

Example – ReNCl_4

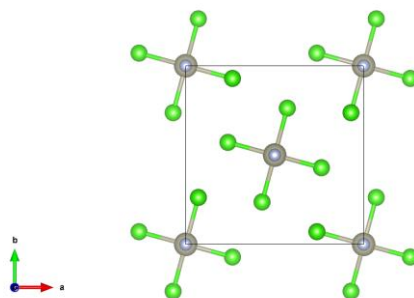
Structure 1 (x, y, z)

Re	0.000000	0.000000	-0.008100
Cl	-0.070900	0.262700	0.066000
N	0.000000	0.000000	0.589000



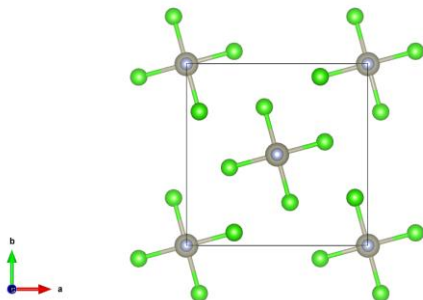
Structure 2 ($-y, -x, -z$)

Re	0.000000	0.000000	0.008100
Cl	-0.262700	0.070900	-0.066000
N	0.000000	0.000000	-0.589000



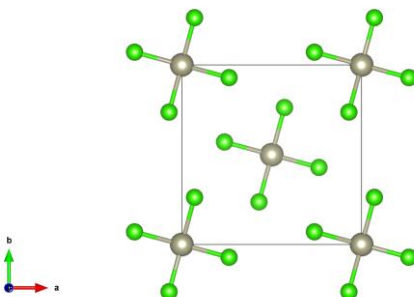
Structure 3 ($-x, -y, -z$)

Re	0.000000	0.000000	0.008100
Cl	0.070900	-0.262700	-0.066000
N	0.000000	0.000000	-0.589000



Structure 4 (y, x, z)

Re	0.000000	0.000000	-0.008100
Cl	0.262700	-0.070900	0.066000
N	0.000000	0.000000	0.589000



+ $(0\ 0\ t)$

**Infinite set of
coordinates**

Enantiomorphic structure

This transformation does not
preserve the chirality

Example – Quartz

- Right quartz crystallizes in the space group $P3_221$ (No. 154)

```
#ICSD:34644
154
4.9138 4.9138 5.4052 90. 90. 120.
2
Si 1 3a 0.469800 0.000000 0.666667
O 1 6c 0.414500 0.266200 0.785600
```

Euclidean normalizer (general metric) of the Group $P3_221$ (No. 154)

Euclidean normalizer of $P3_221$ ($\mathbf{a},\mathbf{b},\mathbf{c}$): $P6_422$ ($\mathbf{a}+\mathbf{b},-\mathbf{a},1/2\mathbf{c}$)

Index of $P3_221$ in $P6_422$ ($\mathbf{a}+\mathbf{b},-\mathbf{a},1/2\mathbf{c}$): 4 with $i_L=2$ and $i_P=2$

Additional generators of $P6_422$ ($\mathbf{a}+\mathbf{b},-\mathbf{a},1/2\mathbf{c}$) with respect to $P3_221$

$x,y,z+1/2$	$\begin{pmatrix} 1 & 0 & 0 & 0 \\ 0 & 1 & 0 & 0 \\ 0 & 0 & 1 & 1/2 \end{pmatrix}$	$t(0,0,1/2)$
$-x,-y,z$	$\begin{pmatrix} -1 & 0 & 0 & 0 \\ 0 & -1 & 0 & 0 \\ 0 & 0 & 1 & 0 \end{pmatrix}$	$2\ 0,0,z$

The index of $P3_221$ in $P6_422$ is 4 \Rightarrow there are four symmetrically equivalent descriptions

Example – Quartz

#Structure 1 (x, y, z)

Si 0.469800 0.000000 0.666667
 O 0.414500 0.266200 0.785600

#Structure 2 ($x, y, z+1/2$)

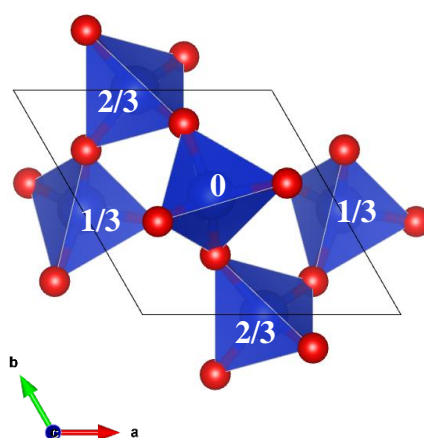
Si 0.469800 0.000000 0.166667
 O 0.414500 0.266200 0.285600

#Structure 3 ($-x, -y, z$)

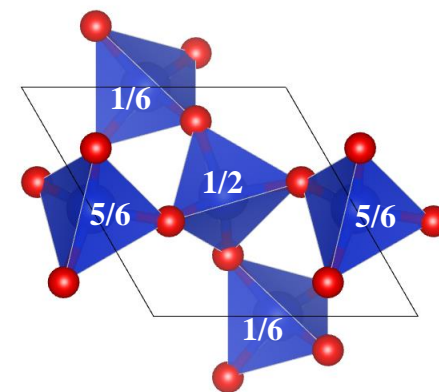
Si -0.469800 0.000000 0.666667
 O -0.414500 -0.266200 0.785600

#Structure 4 ($-x, -y, z+1/2$)

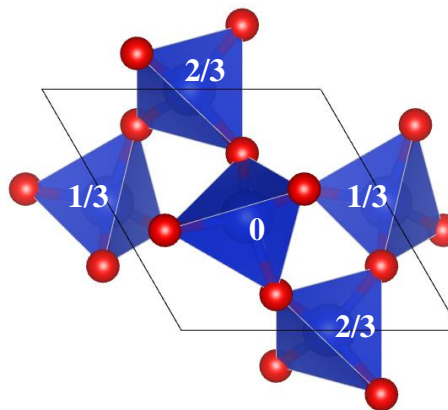
Si -0.469800 0.000000 0.166667
 O -0.414500 -0.266200 0.285600



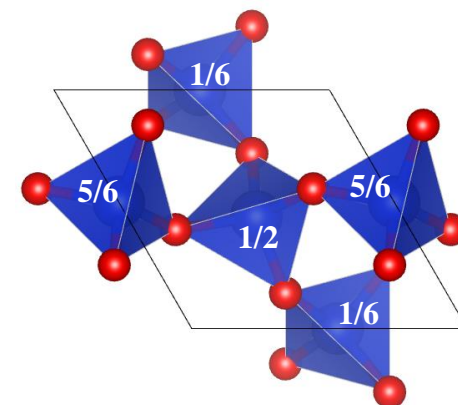
x, y, z



$x, y, z+1/2$



$-x, -y, z$



$-x, -y, z+1/2$

Example – Quartz

- The space group $P3_221$ (No. 154) is an *enantiomorphic* or *chiral space group*
- The space group $P3_221$ and $P3_121$ (No. 152) form an *enantiomorphic pair*

Descriptions of enantiomorphic structure with space group $P3_121$ (No. 152)

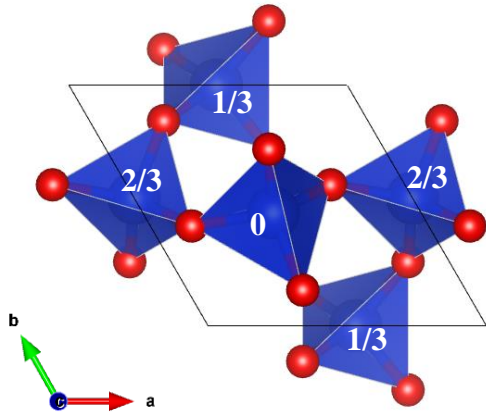
```
# Enantiomorphic structure (-x, -y, -z)
152
4.9138 4.9138 5.4052 90.00 90.00 120.00
2
Si 1 3a -0.469800 0.000000 -0.666667
O 1 6c -0.414500 -0.266200 -0.785600
```

```
# Enantiomorphic structure (-x, -y, -z+1/2)
152
4.9138 4.9138 5.4052 90.00 90.00 120.00
2
Si 1 3a -0.469800 0.000000 -0.166667
O 1 6c -0.414500 -0.266200 -0.285600
```

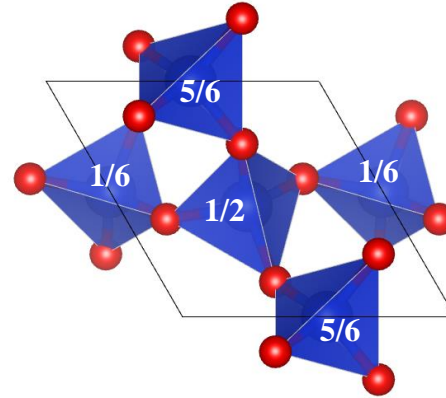
```
# Enantiomorphic structure (x, y, -z)
152
4.9138 4.9138 5.4052 90.00 90.00 120.00
2
Si 1 3a 0.469800 0.000000 -0.666667
O 1 6c 0.414500 0.266200 -0.785600
```

```
# Enantiomorphic structure (x, y, -z+1/2)
152
4.9138 4.9138 5.4052 90.00 90.00 120.00
2
Si 1 3a 0.469800 0.000000 -0.166667
O 1 6c 0.414500 0.266200 -0.285600
```

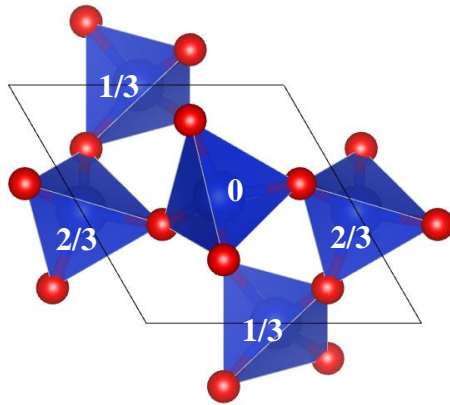
Example – Quartz (enantiomorphous structures)



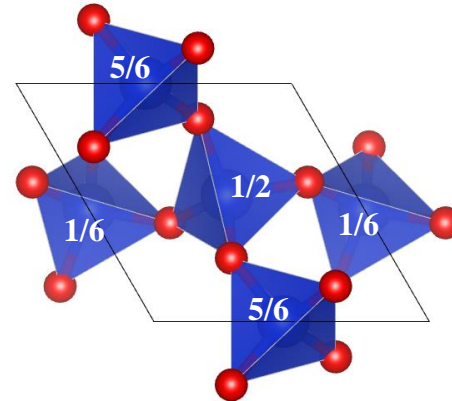
$$-x, -y, -z$$



$$-x, -y, -z + 1/2$$



$$x, y, -z$$



$$x, y, -z + 1/2$$

Equivalent crystal structure descriptions

EQUIVSTRU <https://www.cryst.ehu.es/cryst/equivstru.html>

Equivalent Descriptions of Crystal Structures

Equivalent Structures

Given a space group ITA number, the cell parameters (separated with spaces) and the atom positions, the program EQUIVSTRU transforms the corresponding structure with the elements of the euclidean normalizer of the space group. All the transformed structures are equivalent symmetry descriptions of the given initial structure. The atom positions are identified generating the Wyckoff sets.

Only the [default choice](#) for the conventional setting of

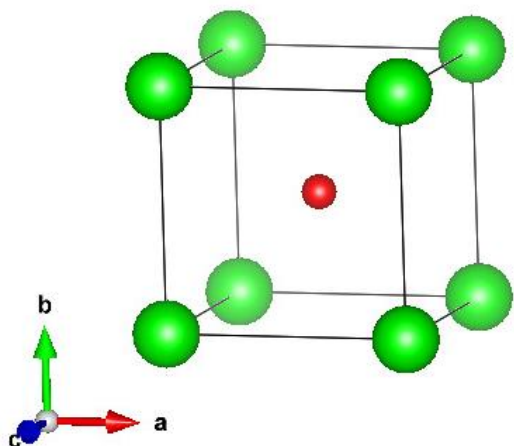
Structure Data No se ha seleccionado ningún archivo.

[in CIF format] **HINT:** [The option for a given filename is preferential]

Structure

```
#Exercise 2.4.2a(CsCl)
# Space Group ITA number
221
# Lattice parameters
4.12599 4.12599 4.12599 90.0 90.0 90.0
# Number of independent atoms in the asymmetric unit
2
# [atom type] [number] [WP] [x] [y] [z]
Cl 1 1a 0.000000 0.000000 0.000000
Cs 1 1b 0.500000 0.500000 0.500000
```

EQUIVSTRU – Output



- Equivalent description 1 (original input structure)

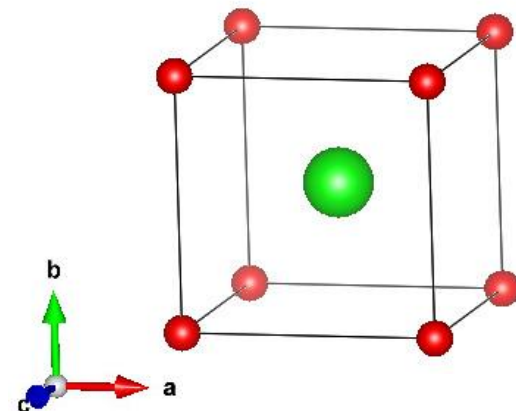
Normalizer coset representative: x,y,z

AT.	WP	SS	Representative	Atomic orbit
Cl1	1a (0,0,0)	m-3m	(0.000000, 0.000000, 0.000000)	(0.000000, 0.000000, 0.000000)
Cs1	1b (1/2,1/2,1/2)	m-3m	(0.500000, 0.500000, 0.500000)	(0.500000, 0.500000, 0.500000)

- Equivalent description 2

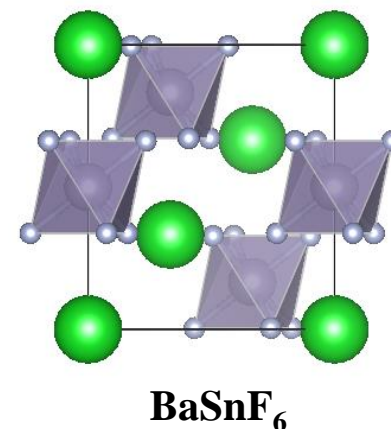
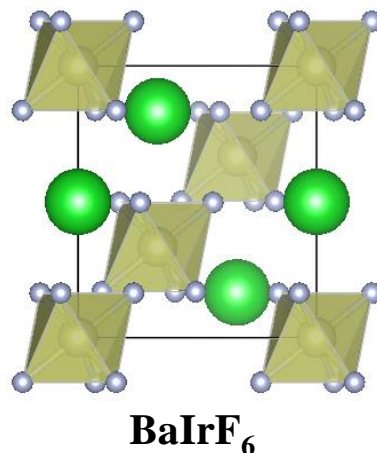
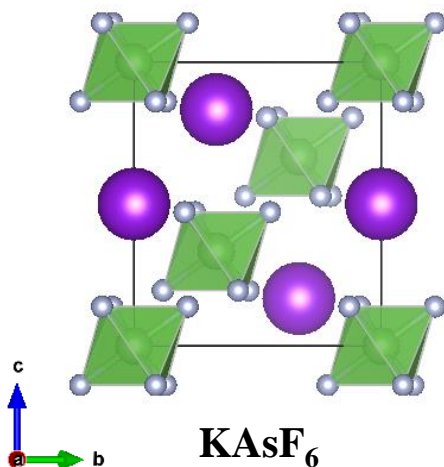
Normalizer coset representative: $x+1/2,y+1/2,z+1/2$

AT.	WP	SS	Representative	Atomic orbit
Cl1	1b (1/2,1/2,1/2)	m-3m	(0.500000, 0.500000, 0.500000)	(0.500000, 0.500000, 0.500000)
Cs1	1a (0,0,0)	m-3m	(0.000000, 0.000000, 0.000000)	(0.000000, 0.000000, 0.000000)



Exercise 3

- Evaluate the similarity between the following three structures. Try to find analogous coordinate descriptions for all three crystal structures



#ICSD: 59413
 148
 7.348 7.348 7.274 90. 90. 120.
 3
 K 1 3b 0.333333 0.666670 0.166670
 As 1 3a 0.000000 0.000000 0.000000
 F 1 18f 0.129200 0.216500 0.138100

#ICSD: 240981
 148
 7.3965 7.3965 7.2826 90. 90. 120.
 3
 Ir 1 3a 0.000000 0.000000 0.000000
 F 1 18f 0.072900 0.232500 0.164000
 Ba 1 3b 0.333333 0.666667 0.166700

#ICSD: 33788
 148
 7.4279 7.4279 7.418 90. 90. 120.
 3
 Ba 1 3a 0.000000 0.000000 0.000000
 Sn 1 3b 0.000000 0.000000 0.500000
 F 1 18f 0.258600 0.826200 0.004700

Hint: $R\bar{3}$ (No. 148) \Rightarrow 4 equivalent descriptions: x, y, z ; $x, y, z + 1/2$; $y, x, -z$; $y, x, -z + 1/2$